

What we will cover

- Identify your genealogical goal – set your research goals.
 - Keep your goal in mind to avoid going down the many rabbit holes you will come across.
- Mine what you already have in your possession before looking beyond that.
- Tools to help you on your journey
- Use of WikiTree to get you started

Keep in mind the definition of genealogy is “To collect accurate, comprehensive information about family”

Start from what you know and work backwards

- Gather Records in your Home
- Do a Self-Interview
- Interview Your Relatives
- Begin Building Your Tree
- Select a Research Starting Point
- Search – Online and Offline
- Repeat
- Source/Document what you put in your genealogy
- Ask for help

Types of Records Checklist

- Home Sources
- Cemetery/Funeral
- Church
- Court/Probate
- Directories
- Employment
- Genealogical Periodicals
- Health
- Immigration/Travel
- Institutional
- Interviews
- Land
- Military
- Newspaper
- School/Education
- Tax
- U.S. Census
- Vital Records

Self Interview

- Use any format that you want for your personal interview
 - simple written narrative or list of dates and places,
 - family group sheet (recommended).
- Get vital information and any records they have to support them: Birth, Marriage(s), Divorce(s), Religious Events, Children
- Do you have any journals/diaries/photo albums?
- Think of key times in your life and capture your thoughts. What dates, people and places do you want to record here and what does this prompt you to want to look up or ask other relatives?
- If you spend the time to write out your personal biography in your “own voice”, you can extract that data for the biography section of your genealogy record for yourself.

Family Interview

- Create a list of aunts, uncles, cousins, and other relatives who would have information about your parents, grandparents, and other family members.
- **Family Group Sheet:** Use a fillable form (print or online) and have your family members complete what they can about their immediate families. Or you can complete it based on what they tell you.
- **Record an Interview.** Use tape recorder or Skype if they are not local to capture answers to questions you ask. Advantage is that you will preserve their voice as well as gather information.
- Ask them to get a DNA test and share the results with you. ,
- Get vital information and any records they have to support them: Birth, Marriage(s), Divorce(s), Religious Events, Children
- Do they have any journals/diaries/photo albums?

What is your genealogical goal?

Break down what you want to do in a reasonable sized pieces so that they are manageable – finish one before you move on to the next.

For instance:

- Ancestors of X – move backward in time
- Descendants of a particular ancestor – move forward in time
- Trace a particular surname as far back as you can get
- Trace back to the immigrant ancestor
- Decide how comprehensive to be (all parents, children, spouses, siblings at every level forward and backward or not?)
- Learn more about the history in depth about the lives specific ancestors led?

You can always set new goals as you achieve earlier ones.

Begin to build your tree

- Recommend you start with your self and work backwards.
- Use paper forms or pick a web-based product or software product.
 - For each fact, capture Where and When.
 - When you do not have a good source for a fact, find one!!

Important Considerations!

Apply these to all your information

- ❖ How reliable is your source of information? (the best sources are collected and recorded at the time of the event)
- ❖ How reliable is the information itself?
- ❖ Does the information apply to the specific person, not someone else with the same name?
- ❖ Collect and evaluate multiple sources that independently corroborate the information, whenever possible – and not sources that merely copy the information

Some Tools

Paper

- Four Generation Family Chart
http://www.mymcpl.org/uploaded_resources/genealogy/fourgenerationchart.pdf
- Family Unit Chart:
http://www.mymcpl.org/uploaded_resources/MGC-familyunitchart.pdf
- GeneaBloggers (See next page. Link will download spreadsheet)
- Research Log
http://www.mymcpl.org/uploaded_resources/genealogy/Research_Log.pdf

GeneaBloggers Research Log Spreadsheet

[Genealogy Research Log – GeneaBloggers](http://www.geneabloggers.com/wp-content/uploads/2015/01/Genealogy-Research-Log.xls)

www.geneabloggers.com/wp-content/uploads/2015/01/Genealogy-Research-Log.xls

Tabs

- **Research Log:** where you will enter information including the fact to be proven (i.e., birth date of John Smith) and all evidence collected through source documents.
- **Sample Log:** This is a sample of how each row can be completed for each "proof point" - you can delete this tab by right-clicking over the tab name and selecting DELETE.
- **To Do List:** List each fact to be proven and track their progress. Each time something pops into your head, instead of running off to do the research, place it in the To Do List and then wait until you have finished researching the current proof point.
- **Search Attempts:** Some researchers like to track each search attempt. Why? Well if a search attempt is successful, the same syntax may work for another proof point. Also, record sets and indexes change and are updated. It might be wise to "re do" a search weeks or months after the original search.
- **Citation Formats:** A basic list of source citation formats, mainly for US records. Copy the citation cell to the appropriate citation cell in the Research Log tab and then fill in the brackets. Over time, create your own citation format templates for your most used records and add them to the list in Citation Formats.
- **Evidence Evaluation:** A list of the elements of evidence evaluation from "Guidelines for Evaluating Genealogical Resources," OnBoard 14 (May 2008): 14-15 by Linda Woodward Geiger. (<http://www.bcgcertification.org/skillbuilders/skbld085.html>). If you get confused between primary and secondary information, this is the tab to consult.

WikiTree as Great Online Place to Start

<http://www.wikitree.com>

- How to Use:

[https://www.wikitree.com/wiki/How to use WikiTree](https://www.wikitree.com/wiki/How_to_use_WikiTree)

- How to Get Started with Genealogy:


[https://www.wikitree.com/wiki/How to Get Started with Genealogy](https://www.wikitree.com/wiki/How_to_Get_Started_with_Genealogy)

Edit Family of Florence E. (Ebbert) Tillman



This form will add or change a family relationship for [Florence \(Ebbert\) Tillman](#). To view or edit her other family members, click to [Florence's edit page](#).



Add Child of Florence (Ebbert) Tillman



A.) To add a child who has an **existing WikiTree profile**  enter their [WikiTree ID](#) here:  **GO**



B.) To **create a new profile**  for the child of Florence enter their information here:



1 First, enter the [first name](#) and [last name at birth](#), and a [birth date and/or death date](#).
(Help: Enter "Unknown" if you don't know the first or last name at birth. You can enter an initial if extra privacy is required. Never enter a fake name. The dates can be skipped if the person is still living. If they're non-living but you don't know either date, enter an [estimate](#) for one of them. Mark it "uncertain/estimated" and then explain how the estimate was made in the "Notes" field lower down on this page.)

First Name at Birth:  


Preferred First Name:   (if different from First Name at Birth)

Last Name at Birth:  


Current/Married Last Name:   (if different from Last Name at Birth)

Birth Date:  

uncertain/estimated certain/exact before this date after this date blank for extra privacy

Death Date: 

uncertain/estimated certain/exact before this date after this date blank because **living**

Gender: 

2 Second, compare close matches that already exist on WikiTree.

Suggested matches will appear after entering the basic information above.

3 Third, add any additional information you have available. All this is optional, except including the [source](#) of this information.

Prefix:  

3 Third, add any additional information you have available. All this is optional, except including the [source](#) of this information.

Prefix:

Middle Name:

Nicknames:

Other Last Names:

Suffix (e.g. Jr.):

Birth Location:

Death Location:

E-Mail Address:

Notes:

Source(s):

Florence is married to Richard Nelson Tillman M.D.. If Richard isn't the other parent of the child you're adding, uncheck the box below.

Richard Nelson Tillman M.D. ([Tillman-684](#)) **Uncheck this if Richard is not the other parent.**

ADD CHILD OF FLORENCE E. (EBBERT) TILLMAN








[E](#) > [Ebbert](#) | [T](#) > [Tillman](#) > [Florence E. \(Ebbert\) Tillman](#)

Online tree tools: WikiTree

Profile (public view) Edit Images **Family Tree & Tools** Changes Privacy Profile (private view)

This is your basic pedigree chart. There is also a [dynamic tree view](#) and many additional tools for your genealogy [below](#). [SHARE YOUR TREE ON FACEBOOK](#)

Family Tree Genealogy Research WikiTree Tools Contact

 <p>Hope Tillman 8 Sep 1941 Baltimore, Maryland, USA</p> <p>Wife of Gregory Nagy</p> <p>Wife of Bill Buckley</p> <p>Wife of Walter Howe</p> <p>Mother of Ilona Nagy and Paul Nagy</p>	 <p>Richard Nelson Tillman M.D. 04 Apr 1912 - 14 Apr 2002 Baltimore, Maryland, USA</p>	 <p>Richard Henry Tillman 12 Sep 1884 - 10 Nov 1960 Wadesboro, Anson, North Carolina, USA</p>	<p>David Chiles Tillman 14 Jun 1835 - 21 Apr 1904 Montgomery Co., NC</p>	<p>David Tillman 21 Dec 1784 - 21 Apr 1859</p>	
	 <p>Frances Taisey Nelson 22 Aug 1880 - 12 Apr 1957 Toledo, Lucas, Ohio, USA</p>	<p>Martha Elizabeth Arnold 09 Sep 1845 - 11 Nov 1912 Anson, North Carolina, USA</p>	<p>Martha Ledbetter 24 Dec 1794 - 03 Jan 1882</p>	<p>Seth Shailer Arnold 25 May 1819 - abt 27 Sep 1872</p>	<p>Elizabeth Stebbins Cooley 16 Jan 1827 - 11 Apr 1893</p>
	 <p>Francis Raymond Sturtevant 18 Dec 1877 - 28 Jun 1934 Hartford, Connecticut, USA</p>	<p>Franklin Decker Nelson 17 Sep 1855 - 09 Mar 1918 Toledo, Lucas, Ohio, USA</p>	<p>Isaiah Rogers Nelson 04 Mar 1817 - 08 Feb 1889</p>	<p>Alice Jane Doughty 12 Jun 1833 - 09 Jul 1902</p>	<p>Albert H. Taisey 16 Jan 1837 - 23 Jul 1920</p>
	 <p>Hope Sturtevant 18 Oct 1910 - 19 Sep 1987 Boston Suffolk, Massachusetts, USA</p>	<p>Mary Ella Taisey 02 Sep 1859 - 11 Jan 1881 Lake City, Wabasha, Minnesota, USA</p>	<p>Harriet Pamilla Conway 29 Apr 1834 - 07 Nov 1910</p>	<p>Cullen Friend Sturtevant 21 Apr 1795 - 02 Feb 1889</p>	<p>Harriet Morey 11 Dec 1807 - 20 Jun 1874</p>
	 <p>Avis Dora Atwood 15 Dec 1886 - 14 Jun 1974 Boston, Suffolk, Massachusetts, USA</p>	<p>Francis Crayton Sturtevant 13 Dec 1838 - 21 Dec 1916 Hartland, Windsor, Vermont, USA</p>	<p>Harriet Helen Ellis 26 Jun 1848 - 22 Nov 1905 Warren, Worcester, Massachusetts, United States</p>	<p>Gregory Ellis 22 Dec 1809 - 18 Mar 1885</p>	
		<p>Samuel Shurtleff Atwood 23 Jul 1853 - 26 Feb 1941 Roxbury, Suffolk, Massachusetts, USA</p>	<p>Elkanah Shaw Atwood 26 Nov 1824 - 01 Feb 1898</p>	<p>Amy Amanda Mellen 25 Jul 1816 - 15 Sep 1903</p>	
		<p>Florence Nelson 09 Feb 1859 - 05 Apr 1930 Nantucket, Massachusetts, USA</p>	<p>Nancy Freeman Shaw 20 Nov 1826 - 04 Jan 1911</p>	<p>Thomas Nelson 18 Sep 1819 - 05 Dec 1883</p>	
			<p>Avis Macy Hazard 08 Dec 1822 - 16 Oct 1877</p>		